

# AP-2D Studio Art

Open House

Instructor – Ms. Trice

[trices@foxborough.k12.ma.us](mailto:trices@foxborough.k12.ma.us)

# Overview

---

**AP 2-D Studio Art** is a chance for the visually gifted to excel and receive recognition on a national scale. It allows students to compare their work with that of other high school students throughout the nation and helps them prepare an excellent portfolio for study at the college level. All students enrolling in the AP section of the course MUST submit a portfolio to the college board.



# Course Objectives

Elements & Principles	Interpret the Elements and Principles of Design in 2D media
Studio Habits	Develop strong studio habits and techniques
Investigate	Investigate a variety of artists, mediums and processes
Confidence	Build confidence in talking about their work in terms of form, idea and material choices
Critique	Participate in class critiques, building a sense of community within the classroom
Portfolio	Develop a 9-12 piece Sustained Investigation portfolio on a single theme
Sketchbook	Build and develop Sketchbook skills and technique

# Grading

- Work is due every 2-2.5 weeks and is individual and experimental.
- Work is graded using a rubric with concepts pulled from the AP board assessment rubric. *This allows students to reflect on concepts and return to the work if any areas of their grade need improvement.*
- Students also receive a studio habits grade with each project. This supports student's awareness of their presence in a studio space, how they use their time, cleanliness and the ability to exhibit safety with materials and equipment/tools.
- Work that is late will be assigned a “1” in PowerSchool until work is passed in for grading. This allows the instructor and student to stay on track. Work that is late will be deducted 2 points (out of 32) every day.
- **ALL work must be original.** *If a student uses someone else's work or replicates a piece found online; this is a form of plagiarism. See the honor code section of this PowerPoint.*



# Grade Breakdown

---

- Project: 55%
- Sketchbook/Brainstorming/Written Inquiry: 25%
- Studio Habits: 10%
- Weekly Effort: 5%
- Critique: 5%



# AP - 2D Portfolio Outline

---

What makes up the portfolio?



The AP 2-D Art and Design Exam contains  
two sections:

---

Sustained  
Investigation and  
Written Evidence

Selected Works

# Sustained Investigation

---

- 60% of your total AP portfolio score!
- Requires you to conduct an inquiry-guided investigation through practice, experimentation, and revision.
- One theme or idea for ALL pieces.
- **This section will include 15 digital images and responses to your theme: some images may be details, process images or research-based inquiry.**
- I am expecting you to complete a total of **11 complete quality pieces**, with **thorough brainstorming and sketchbook work, as well as photos of process**. Photos of your sketchbook and brainstorming process will count as a digital image in your portfolio, as well as images of your process and revisions.
- This section also requires a 1200 character (spaces included) written statement in response to two questions.

1. Identify the question(s) or inquiry that guided your sustained investigation.
2. Describe how your sustained investigation shows evidence of practice, experimentation, and revision guided by your question(s) or inquiry.



# Selected Works

---

- Is 40% of your total AP portfolio score
- Expects you to demonstrate skillful synthesis of materials, processes and ideas.
- **This section will require 5 digital images of 5 works.**
- Work in this section can come from Sustained Investigation, or from previous projects in Pre-AP, Fine Arts, Graphic Design, Independent Study or Senior Inc. (Only one person/Project and as long as you and your group agree) . It should demonstrate mastery of materials, processes and ideas in 2-D design.

# Honor Code

---

This course will be conducted under an honor code. All students will be expected to do their own work. At times students will be given projects that must be completed outside of class. Violating the code could give students an unfair academic advantage and will result in the student being removed from the course.



# AP Course Credit

---

- Submission of an AP Studio Art Portfolio is mandatory for AP Course credit.
- Students who find they cannot keep up with the pace of the course will be given the opportunity to withdraw at the discretion of the instructor and the student's guidance counselor, but will not receive credit.
- Exact date and time of portfolio due dates will be determined in early fall 2020, but are usually due in the first week of May.

# AP Grading

---

- The AP Art Exam is graded on a scale of 1-5 like any other AP exam.
- The biggest difference between AP Art and other AP's is that there is no typical "exam" in May. Our exam consists of the art work you create throughout the school year.
- We will upload JPEG's of your work, along with a written statement, to the AP Digital Submission (College Board) website throughout the year.



# Student Portfolio Sample and Helpful Links

---

# Sustained Investigation and Selected Works Samples

## Samples of Sustained Investigation Portfolios and Written Evidence/Statements:

<https://apcentral.collegeboard.org/pdf/ap-art-and-design-2d-sustained-investigation-samples-2019-2020.pdf?course=ap-2-d-art-and-design>

## Samples of Selected Work in AP Portfolios:

<https://apcentral.collegeboard.org/pdf/ap-art-and-design-2d-selected-works-samples-2019-2020.pdf?course=ap-2-d-art-and-design>



# **AP 2-D Art and Design Portfolio**

Margaret Stone

2020



### Work 1

Sustained Investigation

Height: 13 inches

Width: 13 inches

**Material(s):** Alcohol markers, Photoshop, Bristol Paper, Phone cord, Light.

**Process(es):** Research, Sketchbook, Drew portrait and cut out, Merged background on Adobe PS, Printed, Added Cord



### Work 2



Sustained Investigation

Height: 11 inches

Width: 18 inches

**Material(s):** Vintage magazines, Markers, Paper towels and Watercolor, Printed Pictures, Textured Paper.

**Process(es):** Gathered Inso pictures online to determine the mood and tone and had artist Inso for every piece.



### Work 3

Sustained Investigation

Height: 15 inches

Width: 13 inches

**Material(s):** Photography, Photoshop.

**Process(es):** Took many photos, Tried many types of overlays, Added vibrance and sparkle effect, Liquified to drip.



### Work 4

Sustained Investigation

Height: 13 inches

Width: 19 inches

**Material(s):** Prisma Color, Oil Markers, Adobe Photoshop.

**Process(es):** Mouth and Jewels were drawn and uploaded to PS, added JUUL warning overlay with a smokey background.





### Work 5


Sustained Investigation

Height: 19 inches

Width: 12 inches

Material(s): Photography, Photoshop.

Process(es): In PS a picture day background was added and the bullet wound was applied in many layers.



### Work 6

Sustained Investigation

Height: 19 inches

Width: 11 inches

Material(s): Photography, Photoshop.

Process(es): Photographed and edited, then glitter overlay was added and hands were overlaid as well.



### Work 7

Sustained Investigation

Height: 11 inches

Width: 18 inches

Material(s): Glitter glue, colored paper, Sticky Foil, Foil, Markers, Printed Pictures.

Process(es): Mind maps and thumbnails helped with the brainstorming process. Colors and themes were established.



### Work 8

Sustained Investigation

Height: 17 inches

Width: 13 inches

Material(s): Photography, Amusement Park Ride Glasses, Lightroom, Photoshop.

Process(es): The picture was taken through the glasses giving it a colorful hazy look. The photo was then edited.





## Work 9


Sustained Investigation

Height: 11 inches

Width: 9 inches

**Material(s):** Acrylic and Neon Paint, Photoshop.

**Process(es):** Painted then in PS edited the levels and added plastic wrap and dust overlays with a dark background



## Work 10

Sustained Investigation

Height: 15 inches

Width: 13 inches

**Material(s):** Photography, Photoshop.

**Process(es):** Uploaded to PS then in layer style removed red and green color channels then added several overlays.

## Written Evidence

Sustained Investigation

Identify the question(s) or inquiry that guided your sustained investigation.

Describe how your sustained investigation shows evidence of practice, experimentation, and revision guided by your question(s) or inquiry.

### Response:

Looking around at my friends and school, I realized there was a new culture among us. A new attitude and experience only we know of. The world is falling apart and so are we, so I decided to explore and showcase this by going "inside the mind of a teenage disappointment".


Going in with a background in fine art and collage, I planned to use those skills to display a neon new age look of today's personal struggle. I started with a traditional portrait which was lacking. I redid this piece six times experimenting in mixed media and found objects, revising, sketching and laboring. I then began exploring digitally with my art. I loved studying iconic artists and applying lessons learned to my work, such as Edward Hopper who influenced "Desire". Designers such as Sarah Shakeel also inspired me to advance my design skills to preach a sleeker message. Original versions of "Raised Online," were simplistic and predictable until I used unconventional materials to show messages in unique ways. I would often lay my work out and revisit those that could be stronger. None of the pieces are as they were originally "completed". The works capture contemporary culture from an artist within it.



# **AP 2-D Art and Design Portfolio**

Shannon Jenkins

2020



## Work 1

Sustained Investigation

Height: 5 inches

Width: 7.5 inches

**Material(s):** I mainly used pencil, colored pencil, and markers to create this sketchbook page

**Process(es):** I first gathered artist inspiration, then I created a color scheme, and lastly I sketched my design



## Work 2

Sustained Investigation

Height: 5.84 inches

Width: 7 inches

**Material(s):** I used Adobe Illustrator to complete this piece

**Process(es):** I first did the main body of the cow, then I went in and added more detail and shading



## Work 3

Sustained Investigation

Height: 7 inches

Width: 5.83 inches

**Material(s):** I used Adobe Illustrator to complete this piece

**Process(es):** I first created the main design, then I hand lettered the words in the artery and scanned them in



## Work 4

Sustained Investigation


Height: 7 inches

Width: 5.40 inches

**Material(s):** I used Adobe Illustrator to complete this piece

**Process(es):** I first created the background design, then I scanned in the hand lettered searing






### Sustained Investigation

**Width:** 5.41 inches

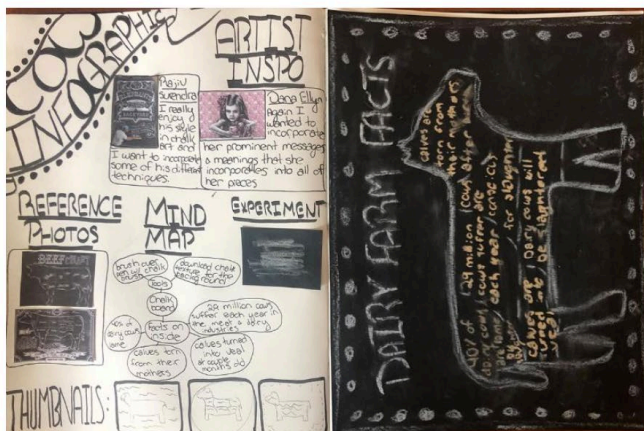
**Process(es):** I first manipulated the photo to have a fish eye effect, then I added text to the design



### Sustained Investigation

**Width:** 7.2 inches


**Process(es):** I first did the main outline in a chalk pen, then I incorporated facts into my design



### Sustained Investigation

**Width:** 7.47 inches

**Process(es):** I first gathered artist inspiration, then I created a color scheme, and lastly I sketched my design



### Sustained Investigation

**Width:** 8 inches

**Process(es):** I first gathered artist inspiration, then I created a color scheme, and lastly I sketched my design





## Work 9

Sustained Investigation

Height: 8 inches

Width: 5.34 inches

**Material(s):** I used Adobe Illustrator to complete this piece

**Process(es):** I first created my main design, then I incorporated the Fairlife logo into the background



## Work 10

Sustained Investigation

Height: 7 inches

Width: 5.83 inches

**Material(s):** I used Adobe Illustrator to complete this piece

**Process(es):** I first created the main body of the cow, then I went in to add more detail and shading

## Written Evidence

Sustained Investigation

Identify the question(s) or inquiry that guided your sustained investigation.

Describe how your sustained investigation shows evidence of practice, experimentation, and revision guided by your question(s) or inquiry.

## Response:

The pieces in my sustained investigation are to showcase the severe health and abuse issues that exist within the dairy, meat, and fishing industries. Through much experimentation, by the end of my investigation I was really able to convey a powerful message within my pieces. I found what techniques and tools worked best for the style that I was trying to achieve by creating different versions of each of my pieces and picking which one best conveyed my message. Throughout my pieces I was able to highlight issues such as searing, slaughter, and animal abuse. These are all issues that people normally don't consider when purchasing their typical daily groceries. My goal was to hopefully make people more aware of the issues and consider them when deciding what brands and products they purchase on their trips to the grocery store. I struggled with expressing motion in many of my pieces, especially in image 10. At first my design was very flat, but after revising my piece by adding more dimension and shading, I was better able to create a sense of emotion and pain within my piece.



# **AP 2-D Art and Design Portfolio**

Lauren Foster

2020



### Work 1


Sustained Investigation

Height: 11 inches

Width: 19 inches

Material(s): Adobe Illustrator

Process(es): My safe space is my cousins house down the cape, and it brings me comfort.



### Work 2


Sustained Investigation

Height: 17 inches

Width: 13 inches

Material(s): Adobe Illustrator

Process(es): Being late makes me overwhelmed, and this is represented by my late grandmothers grandfather clock.



### Work 3


Sustained Investigation

Height: 17 inches

Width: 13 inches

Material(s): Adobe Illustrator

Process(es): Irish symbol for inner strength. Strength comes from within which is represented by a tree's roots.



### Work 4

Sustained Investigation

Height: 13 inches

Width: 17 inches

Material(s): Adobe Illustrator

Process(es): I play field hockey and missed the season due to an injury that left me feeling powerless and weak.





### Work 5


Sustained Investigation

Height: 13 inches

Width: 17 inches

Material(s): Adobe Illustrator

Process(es): Detail



### Work 7

Sustained Investigation

Height: 8 inches

Width: 19 inches

Material(s): Adobe Illustrator

Process(es): Family is loving and supporting one another even when it is not easy to do so.



### Work 6

Sustained Investigation

Height: 11 inches

Width: 18 inches

Material(s): Sketchbook paper, markers and printed images.

Process(es): Sketchbook for my seventh piece, Love



### Work 8

Sustained Investigation

Height: 13 inches

Width: 17 inches

Material(s): Adobe Illustrator

Process(es): I want to bring light to cyber bullying and its impact on teens.





## Work 9


Sustained Investigation

Height: 11 inches

Width: 18 inches

**Material(s):** Sketchbook paper, markers and printed images.

**Process(es):** Sketchbook for my tenth piece, Optimism.



## Work 10

Sustained Investigation

Height: 13 inches

Width: 17 inches

**Material(s):** Adobe Illustrator

**Process(es):** At graduation we all need to be optimistic and know on bad days, there will always be better ahead.

## Written Evidence

Sustained Investigation

Identify the question(s) or inquiry that guided your sustained investigation.

Describe how your sustained investigation shows evidence of practice, experimentation, and revision guided by your question(s) or inquiry.

Response:

1. My sustained investigation explores the relationship between different emotions in life. Each emotion is represented by a point in time where I experienced it and accompanied by a hand lettered version of the respective emotion. The pieces are all followed by the contrasting emotion to convey how they influence our life.

2. As mentioned before, in each piece I included a hand lettered word in it. Throughout my sustained investigation, I experimented with different fonts. As the pieces were created, the fonts became more unique and this allowed me to push myself as the year went on. I was first introduced to typography last year in my graphic design 2 class and I fell in love with the process of hand lettering. I enjoy being able to tryout different layouts and fonts that I have created. I also experimented with different techniques. For example, in my piece "Love" I incorporated a different method to create a portrait in Adobe Illustrator than I did in my piece "Weakness". My sustained investigation would not be what the final product is without experimentation throughout the whole process.



# Summer Work

**Your summer work will consist of an artist exploration/study AND keeping a consistent sketchbook.**

## **Artist Study:**

You will receive a list of artists and details on this assignment by the end of the school year via our TEAMS page, stay tuned!

## **Sketchbooks:**

I will need to see at least 25 pages of different investigations. This can consist of sketches, mind mapping, digital drawing or sketching, experimenting with materials, observational studies, collages, doodles, taking notes about art history, fashion, gesture drawings, drawing from imagination or memory, trying out different compositions, making business card, branding a new product, practice new techniques, daily drawing challenges, make a comic.

**Sketching (digitally or with art supplies) is the place to be experimental, practice and fail, problem solve and take risks.**

# Conclusion

---

I hope this presentation answers some questions and helps you understand the work expected of you!

I can't wait to begin another year of AP with all of these talented and passionate students!

Please email me at anytime if you have any questions at all!